

# OPHTHALMIC Product Guide

Special Advertising Section

**REVIEW**  
of OPTHALMOLOGY

Dear Doctor,

Review of Ophthalmology is pleased to offer you this preview of many exciting new products now available in the marketplace. Here, you'll learn about innovative new medications, diagnostic instruments, corrective lens options, in-office laboratory equipment and many other products. There are two ways to obtain more information on a particular product:

1. Go to [www.reviewofophthalmology.com](http://www.reviewofophthalmology.com), click Additional Publications, Product Guide digital edition, and then follow the prompts.
2. Circle the corresponding number on the enclosed reader service card for each product of interest. Fill in your name and address, and return the postage-paid card to us. Educational materials will be sent directly to you by the individual companies.

\* Also, be sure to watch for Daily Product Showcase E-blast deployments, highlighting these listings later this month.

**PRESERVATIVE-FREE POWERHOUSE**  
— SYMPTOM RELIEF FOR DRY EYES —

**Circle No. 1**

**RECOMMEND Refresh**  
Lubricant Eye Drops

REFRESH® Family of Products, Ipsos Healthcare, 2021 REFRESH® ECP Recommendation Survey.  
© 2023 AbbVie. All rights reserved. All trademarks are the property of their respective owners. US-RFS-230050 05/23

**Keeler**

**Circle No. 2**

**Vantage Plus**

- Lightweight yet durable
- Remarkably balanced
- Long-wearing comfort
- Efficient, high-contrast LED

Earn this product with the Keeler 20/20 club rewards program. Visit [keelerusa.com/20-20-club](http://keelerusa.com/20-20-club)

**Find out more about Vantage Plus**

**T-POC Quantitative Testing Platform**

**New Tear-based Point-of-Care (T-POC) Testing Now Available for your OSD Patients!**

Get quantitative results for Total IgE and Lactoferrin within minutes by implementing the T-POC Quantitative Testing Platform from Verséa Ophthalmics.

With the T-POC Quantitative Testing Platform, OSD patients can be diagnosed, treated, and monitored directly within your practice.

OSD: Ocular Surface Disease

For more information, please visit our website at [www.versea.com/ophthalmics](http://www.versea.com/ophthalmics) or contact Verséa Ophthalmics at [ophthalmics@versea.com](mailto:ophthalmics@versea.com).

**Circle No. 3**

**SCANMATE FLEX**

**DGH TECHNOLOGY INC.**  
THE ULTRASOUND SPECIALIST

**Circle No. 4**

- Ophthalmic ultrasound platform that is configurable to your needs
- Improved B-Scan probe design for better reliability
- Contact and Immersion A-Scans
- UBM Capabilities with ClearScan®
- Area, angle, length measurements, and annotation tool
- Easy export to your EMR/EHR of Videos, Images, and PDF files

(800) 722-3883  
[www.dghtechnology.com](http://www.dghtechnology.com)

Requesting product information is now fast and easy! Go to [www.reviewofophthalmology.com](http://www.reviewofophthalmology.com), click Additional Publications, Product Guide digital edition and follow the prompts to request product information.

# OPHTHALMIC

Product Guide

## icare

iCare IC100

The  
objective  
tonometer



Circle  
No.  
5

[www.icare-world.com/USA](http://www.icare-world.com/USA)

## icare

iCare IC200

200° of  
tonometry



Circle  
No.  
6

[www.icare-world.com/USA](http://www.icare-world.com/USA)

## icare

iCare HOME2

24-hour  
at home  
tonometry



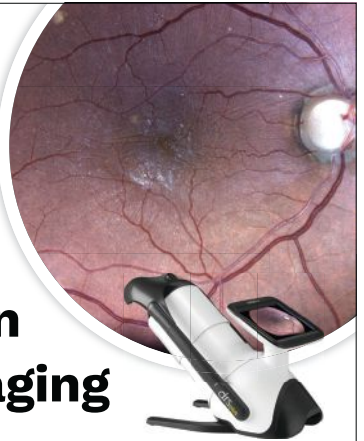
Circle  
No.  
7

[www.icare-world.com/USA](http://www.icare-world.com/USA)

## icare

iCare DRSplus

A higher  
standard in  
retinal imaging



Circle  
No.  
8

[www.icare-world.com/USA](http://www.icare-world.com/USA)

## icare

iCare EIDON

Ultra-  
Widefield  
covering 200°



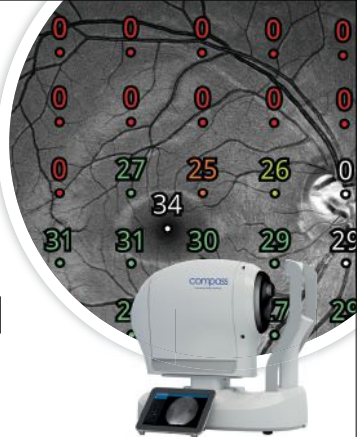
Circle  
No.  
9

[www.icare-world.com/USA](http://www.icare-world.com/USA)

## icare

iCare COMPASS

More than  
a standard  
perimeter



Circle  
No.  
10

[www.icare-world.com/USA](http://www.icare-world.com/USA)

# OPHTHALMIC Product Guide

**Oi OPTHALMICS inc.**  
Built For Care. **Circle No. 11**



**BVI**

- Offering a wide range of **quality single-use products** designed to support your passion for **outstanding visual outcomes**.
- Enabling surgeons to have the **right instruments** for various ophthalmic procedures and help improve OR efficiencies.

**SCAN NOW AND LEARN MORE!** 

800.236.0489  OnlyOi.com  sales@ophthalmicsinc.com

**Oi OPTHALMICS inc.**  
Built For Care. **Circle No. 12**



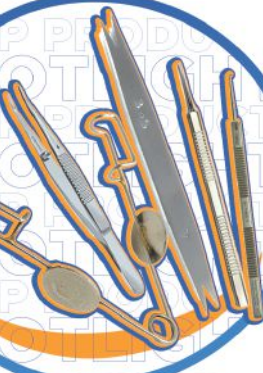
**MICRO-SCIENTIFIC®**

- **Opti-Cide MAX is the best** alternative for an everyday, multiple-use surface disinfectant.
- A true broad spectrum, low alcohol formula disinfectant.
- **1 minute kill time** while being safe on clinical surfaces.

**SCAN NOW AND LEARN MORE!** 

800.236.0489  OnlyOi.com  sales@ophthalmicsinc.com


**Oi OPTHALMICS inc.**  
Built For Care. **Circle No. 13**



**O Instruments**

- Oi Instruments offers healthcare professionals a **high-quality ophthalmic surgical instrument solution** at the most attractive prices!
- **High precision instruments** for advanced surgical techniques in ophthalmology.

**SCAN NOW AND LEARN MORE!** 

800.236.0489  OnlyOi.com  sales@ophthalmicsinc.com

**Oi OPTHALMICS inc.**  
Built For Care. **Circle No. 14**



**TERUMO** TERUMO MEDICAL PRODUCTS

- Offering injection and infusion therapy devices that **allow clinicians to deliver the very best day-to-day care** to their patients.
- Among the **most trusted and innovative** hypodermic needles, IV catheters, winged needle sets in the industry.

**SCAN NOW AND LEARN MORE!** 

800.236.0489  OnlyOi.com  sales@ophthalmicsinc.com

**TRP**  
**Natural Eyes**



**NATURE IS OUR BEST INGREDIENT**

TRP's Natural Eyes™ satisfies our customers' search for Natural Eye Care. Natural Eyes™ uses what nature provides to help your eyes Stay Healthy, Naturally\*. Say goodbye to harsh chemicals and hello to refreshed, clear, and comfortable eyes with Natural Eyes™ the Natural Choice.

Coupons • Samples • Store Locator • Product Information

888-969-6855 | [THERELIEFPRODUCTS.COM/HP](http://THERELIEFPRODUCTS.COM/HP)

2023 © The Relief Products **Circle No. 15**

\* FDA Disclaimer: Claims based on traditional homeopathic practice, not accepted medical evidence. Not FDA evaluated. Individual results may vary.



**IBEX WIRELESS INDIRECT**



1. Wireless Freedom
2. Astonishing Clarity
3. 2X Powerful Lithium Batteries..... Stay Unplugged for Days

**Only \$1,895**

**Circle No. 16**

**IBEX eye**  
Trevi Technology, Inc.  
Home of IBEXeye  
[www.ibexeye.com](http://www.ibexeye.com)  
Tel. 614-754-7175



**SCAN ME**

*"The optics are outstanding. I am extremely pleased that I decided to purchase two for my practice"*

**-Todd Ragan, O.D.**

# OPHTHALMIC

## Product Guide

### Phoroptor® VRx

#### Digital Refraction System

**Exceed your patients' expectations with a premium refraction experience.**

- Featuring a thin, compact design, incredibly fast lens exchange, and ultra-quiet operation, Reichert® Phoroptor® VRx Digital Refraction System sets new standards in refraction.
- Phoroptor VRx effortlessly integrates into your practice and is telehealth capable.
- Refract from across the room or across the internet.

Designed and assembled in the USA



visit [reichert.com](http://reichert.com)  
or call 888-847-8955

Circle No. 17



Passionate about eye care!



### ClearChart® 4

#### Digital Acuity Systems

**Pixel-perfect and purpose-built.**

- Family of ClearChart® 4 Digital Acuity Systems are all-in-one, elegant, and simple-to-use.
- Offers a wide selection of optotypes and special test charts.
- High-resolution, LED-backlit display, lightweight, cool-running, and long-lasting.
- ClearChart® 4X and ClearChart® 4P have LEA SYMBOLS® and LEA NUMBERS®!

Designed and assembled in the USA

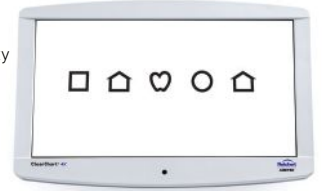


visit [reichert.com](http://reichert.com)  
or call 888-847-8955

Circle No. 18



Passionate about eye care!



LEA SYMBOLS and LEA NUMBERS are registered trademarks of LEA Test, Int'l, LLC

### SightChek®

#### Digital Phoroptor®

**Designed for maximum efficiency.**

- SightChek® Digital Phoroptor® combines technology, simplicity, and value at the core of your exam.
- Allows you to rapidly perform all of the functions of a manual Phoroptor while comfortably seated next to your patient.
- Combine with LensChek® Digital Lensometer, OptoChek® Plus Auto Refractor + Keratometer, and ClearChart® Digital Acuity System for maximum efficiency.



visit [reichert.com](http://reichert.com)  
or call 888-847-8955

Circle No. 19



Passionate about eye care!



### Ocular Response Analyzer® G3

#### Corneal Hysteresis + IOPcc

**Personalize glaucoma risk stratification.**

- Ocular Response Analyzer® is the only device that measures Corneal Hysteresis, a superior predictor of glaucoma progression.
- Corneal Hysteresis has consistently shown to be a more powerful predictor of, and strongly associated with, glaucoma progression, more so than key risk factors such as IOP and CCT.

Designed and assembled in the USA



visit [reichert.com](http://reichert.com)  
or call 888-847-8955

Circle No. 20



Passionate about eye care!



### Reichert® 7CR

#### Non-Contact Tonometer

**IOPcc: A better pressure measurement with Corneal Response Technology.**

- In 1972, Reichert® invented the non-contact tonometer, and continues to innovate tonometry with the clinically advanced and easy-to-use Reichert® 7CR.
- Using patented **Corneal Response Technology®** which takes corneal biomechanics into account, Reichert 7CR provides Corneal Compensated IOP (IOPcc), a better pressure measurement.

Designed and assembled in the USA



visit [reichert.com](http://reichert.com)  
or call 888-847-8955

Circle No. 21



Passionate about eye care!



### Tono-Pen AVIA® & Ocu-Film®

#### Handheld Tonometer

**Reichert® Tono-Pen® has been the trusted choice of clinicians for over 35 years.**

- Tono-Pen AVIA® now with Quick-Tap® Measurement Mode is ready-to-use and calibration-free – with more confidence in fewer measurements.
- Protect your Tono-Pen and patients with genuine, Ocu-Film® + Tip Covers.

Designed and assembled in the USA



visit [reichert.com](http://reichert.com)  
or call 888-847-8955

Circle No. 22



Passionate about eye care!



# OPHTHALMIC

## Product Guide

### OASIS® Lid Hygiene Kit

Introduce a Lid Hygiene Regimen for Your Patients

**LID & LASH**  
+Tea Tree Oil

**HYPOCHLOROUS®**  
Spray

**REST & RELIEF**  
Eye Mask

**OMEGA 3**

Circle No. 23

Scan Here to Schedule a Lid Hygiene Workshop

LIT-OS-LH-OPG-JS Rev0 06-2023

### MYAH

BIOMETER + CORNEAL TOPOGRAPHER

Build your pediatric myopia practice with MYAH.

- Axial length metrics and trend reports aid in assessment of myopic risk factors
- Corneal topography and contact lens fitting software supports specialty lens fitting
- Easy to use with patient-friendly scan acquisition

Contact (800) 223-1130  
[topconhealthcare.com/myah](http://topconhealthcare.com/myah)

**TOPCON Healthcare**  
SEEING EYE HEALTH DIFFERENTLY

Circle No. 24

### Oasis TEARS Vision®

A DIETARY SUPPLEMENT FOR OVERALL VISION HEALTH

Comprehensive Ingredient List

Maqui Berry

Astaxanthin

Zeaxanthin & Lutein

Docosahexaenoic Acid (DHA)

Circle No. 25

Scan Here to View Our Dietary Supplements Resource

LIT-OS-VS-OPG-JS Rev0 06-2023

### NW500

FULLY AUTOMATED NON-MYD RETINAL CAMERA

High-quality imaging with enhanced capabilities

- Innovative slit scan illumination and a rolling shutter mechanism for imaging small pupils
- Touch-screen operation offers rapid, simple capture with just one touch
- 12MP sensor acquires retinal images in a lighted setting without the need to dilate patients

Contact (800) 223-1130  
[topconhealthcare.com/nw500](http://topconhealthcare.com/nw500)

**TOPCON Healthcare**  
SEEING EYE HEALTH DIFFERENTLY

Circle No. 26

### VISCO SHIELD® Topical Drops

- 2.0ml filled syringe with cannula
- HPMC (hydroxypropyl methylcellulose)
- CPS 5000
- Preservative-free

Circle No. 27

Scan Here to Schedule a Knowledge Transfer Session

OASIS®

LIT-OS-VSCTD-OPG-JS Rev0 06-2023

### MAESTRO2

ROBOTIC OCT + FUNDUS CAMERA

Affordable and Easy-to-Use OCT

- Single touch automated capture
- 12x9mm 3D wide scan captures macula and optic disc and includes the Hood Report for Glaucoma
- Space saving design fits into any practice setting

Contact (800) 223-1130  
[topconhealthcare.com/OCT](http://topconhealthcare.com/OCT)

**TOPCON Healthcare**  
SEEING EYE HEALTH DIFFERENTLY

Circle No. 28

# OPHTHALMIC

## Product Guide

### Biovance® 3L Ocular

Biovance® 3L Ocular is a unique 3-layer decellularized, dehydrated amniotic membrane designed for superior handling while optimizing a ringless design. Request For Designation (RFD) as a 361 biological product has been granted by FDA.

#### Top 10 reasons to use Biovance® 3L Ocular

1. Unique 3-layer design
2. Easy to handle
3. No upfront preparation
4. Decellularized
5. Protects underlying tissue
6. Ringless design
7. Bidirectional
  - Can apply on either side
8. Room temperature storage
9. 10-year shelf life
10. Access support for patients
  - e.g. benefits verification



For more information, please visit our website at [www.versea.com/ophthalmics](http://www.versea.com/ophthalmics) or contact Versea Ophthalmics at [ophthalmics@versea.com](mailto:ophthalmics@versea.com).

Circle No. 29

### One System That Does It All!

Newly redesigned, all-in-one eye care EHR, practice management, patient engagement, and optical point-of-sale software



✓ Simple pricing, no long term contracts

✓ Customizable and certified EHR

✓ Powerful VSP & optical lab integrations

✓ Patient portal & patient intake forms

✓ Integrated payment solutions

✓ Optometric billing & RCM solutions

Get More Information



Circle No. 30  
maximeyes

[sales@first-insight.com](mailto:sales@first-insight.com) | [www.maximeyes.com](http://www.maximeyes.com)

### BQ 900® LED Slit Lamp

Fully integrated imaging solution

Choose the BQ 900 LED for advanced microscopy. The BQ 900 is powered by a long-lasting LED diode that offers exceptional detail and depth of field. It is the ultimate slit lamp due to its flexible modular design. The new IM 910 imaging module can be used with EyeSuite™ imaging software or in standalone mode. Other optional accessories include Teaching Scope, Inclined Eyepieces, Yellow Filter, Stereo Variator, and Beam Splitter.



Circle No. 31



800.787.5426  
[haag-streit-usa.com](http://haag-streit-usa.com)

### BI 900® LED Slit Lamp

Simplified operation meets high reliability.

Equipped with an improved version of the BM 900 microscope, an enhanced illumination system and traditional high-precision mechanics, the BI 900 is the ideal successor to the BM 900. The BI 900 slit lamp combines simplicity and reliability in a modern system which offers integrated digital imaging as an option.



Circle No. 32



800.787.5426  
[haag-streit-usa.com](http://haag-streit-usa.com)

### Octopus 600®

Early diagnosis and standard white-on-white perimetry in one device

The Octopus 600, with EyeSuite Progression Platform, extends Haag-Streit's product range of visual field analyzers, combining the Pulsar method for early glaucoma detection and standard White/White perimetry for long term follow-up in one compact and stand-alone device. Unique fixation control for blinking, pupil position, darting and forehead contact, yields more reliable results, and with our Tendency Oriented Perimetry (TOP strategy), thresholds are performed in 2 ½ minutes.



Circle No. 33



800.787.5426  
[haag-streit-usa.com](http://haag-streit-usa.com)

### LENSTAR® APS Optical Biometer

Advanced biometry- better outcomes

The LENSTAR LS 900 with Automated Positioning is all you need for faster, more efficient biometry. Its easy mechanical tracking minimizes user delay and error, delivering more reliable results and a more comfortable patient experience. The dual zone keratometry with 32 measurement points provide precise K values, essential for planning toric lens implantation. With its integrated Olsen and Barrett formulas, as well as exclusive availability of the Hill-RBF Method 3.0 for IOL calculation, the LENSTAR provides the user with the best possible IOL prediction.



Circle No. 34



800.787.5426  
[haag-streit-usa.com](http://haag-streit-usa.com)

# OPHTHALMIC

## Product Guide

### VISION-S 700 REFRACTION STATION

> Space saver and game changer with speed and accuracy built on exclusive innovation

- Standalone, ultra-compact tabletop subjective refraction unit
- Patented Digital Infinite Refraction method and exclusive optical module
- High degree of accuracy with rapid 3-minute refractions
- Concentrates a complete refraction experience into an immersive station
- Unique refraction experience that can potentially drive traffic, differentiate the practice, facilitate the discussions about complimentary pairs, and transform the overall business potential



Circle No. 35

EssilorLuxottica

Phone: 855.393.4647  
email: info@essilorinstrumentsusa.com  
www.EssilorInstrumentsUSA.com



### VISION-R 700 REFRACTION SYSTEM

> Accelerate refraction without compromising on accuracy

- Innovative technology with the exclusive optical module
- Adjust the cylinder and axis simultaneously while compensating for the sphere
- Automated Smart programs and algorithms to guide the ECP
- Silent and smooth lens changes enhance the patient experience



Circle No. 36

EssilorLuxottica

Phone: 855.393.4647  
email: info@essilorinstrumentsusa.com  
www.EssilorInstrumentsUSA.com



### WAM800 WAVEFRONT ABERROMETER

> Fully-automatic for complete anterior chamber analysis and visual needs assessment

- Fast, effective, and space-saving
- 7 detailed tests in 90 seconds; both eyes
- Glaucoma screening and monitoring, keratoconus detection, and cataract screening
- Performance evaluation with eye strain and near-vision assessment and vision simulation



Circle No. 37

EssilorLuxottica

Phone: 855.393.4647  
email: info@essilorinstrumentsusa.com  
www.EssilorInstrumentsUSA.com



### LIGHT THERAPY AND DIGITAL IMAGING

> All-In-One Powerhouse with both OPE IPL and LM LLLT

- Epi-c plus features both of our core technologies, Light Modulation Low-Level Light Therapy (LM LLLT) and Optimal Power Energy Intense Pulsed Light (OPE IPL)
- Optimal, non-invasive treatment of inflammatory conditions in the facial area, including the periorbital area
- Durable stainless steel body with an upgradable operating system
- Safe for most skin types on the Fitzpatrick scale
- Low cost per patient, fast ROI, and high satisfaction



me-check\*



epi-c plus\*



equinox\*

Circle No. 38

EssilorLuxottica

Phone: 855.393.4647  
email: info@essilorinstrumentsusa.com  
www.EssilorInstrumentsUSA.com



### EXPERT MYOPIA CARE MYOPIA EXPERT 700

> Fast and accurate solution for measuring axial length and corneal topography

- Corneal analyzer with an integrated pupillographer and optical biometer
- Storage and overviews of historic ocular data properties for easy observations of changes over time
- Myopia Care Digital Solution - Effective and proactive myopia management for early detection and long-term monitoring



Circle No. 39

EssilorLuxottica

Phone: 855.393.4647  
email: info@essilorinstrumentsusa.com  
www.EssilorInstrumentsUSA.com



### PTS 925 and PTS 2000 AUTOMATED PERIMETERS

> Modern diagnostic instruments for precise and fast-testing visual fields

- PTS 925: Compact perimeter that provides everything you need in a compact footprint
- PTS 2000 - Complete set of standard perimetry tests plus all of the latest visual field testing approaches
- Intuitive software and powerful networking and EMR integration
- Maintenance-free and reliable hardware
- Incredible value



Circle No. 40

EssilorLuxottica

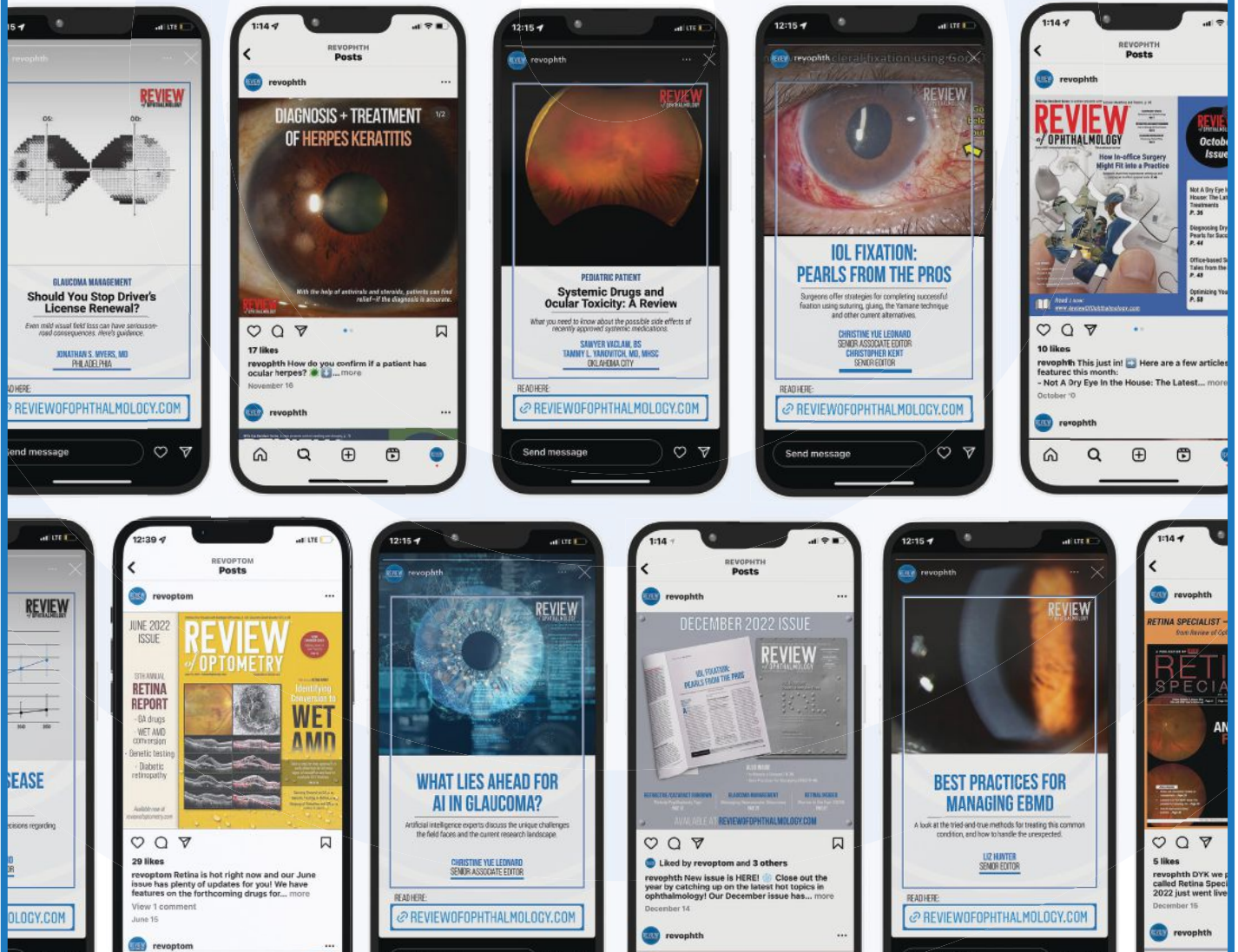
Phone: 855.393.4647  
email: info@essilorinstrumentsusa.com  
www.EssilorInstrumentsUSA.com



# A NEW WAY TO EXPERIENCE *REVIEW OF OPHTHALMOLOGY*

Follow us on Instagram for striking clinical images, news headlines, issue previews and great content from the magazine—all formatted for mobile.

 @REVOPHTH






# OPHTHALMIC

## Product Guide

**optomap** Improves Efficiency






**optomap** is the **ONLY** ultra-widefield imaging proven to improve pathology detection and practice efficiency.

- Decrease patient visit time 33%
- Find 66% more pathology
- See 7% more patients

**Circle No. 41**

[www.optos.com](http://www.optos.com)






**Keeler**  
Circle No. 42

### Tonoclear

- Single use prisms (box of 100)
- Pre-assembled
- Clear visualization of the mires
- Attenuating sleeve to reduce sensitivity to light variations
- Individually packaged and sterilized with Ethylene Oxide
- Sterilization validity for 3 years
- Compatible with all GATs

Earn this product with the **Keeler 20/20 club** rewards program. Visit [keelerusa.com/20-20-club](http://keelerusa.com/20-20-club)



**Find out more** about Tonoclear

**Circle No. 43**

## OPEN YOUR EYES to Bruder

A proven leader in eye care, recognized for the **#1 doctor recommended moist heat eye compress**, Bruder Healthcare designs and markets therapeutic and ophthalmic medical products to professionals and consumers around the world.



**HYGIENE**

**HEAT**

**HYDRATION**

Bruder Healthcare.  
A Division of Hilco Vision.



[bruder.com/pro](http://bruder.com/pro) | 888-827-8337



**Keeler**  
Circle No. 44

### PSL Classic with adaptor

- Supports most smartphones
- Compatible with all Keeler PSLs including the PSL Classic
- Easy to use

Earn this product with the **Keeler 20/20 club** rewards program. Visit [keelerusa.com/20-20-club](http://keelerusa.com/20-20-club)



**Find out more** about PSL Classic with adaptor

## THINK YOU KNOW ERG?

### Think again

- ✓ Objective results
- ✓ Simplified interpretation
- ✓ Shorter testing time
- ✓ Affordable & reimbursable
- ✓ Technician-friendly



**RETeval**  
ERG SIMPLIFIED

**Circle No. 45**



**Keeler**  
Circle No. 46

### 4Sight

- Built-in software
- Intuitive user interface for a smooth learning curve
- Easily switch between a-scan, b-scan, UBM and pachymeter probes

Earn this product with the **Keeler 20/20 club** rewards program. Visit [keelerusa.com/20-20-club](http://keelerusa.com/20-20-club)



**Find out more** about 4Sight

A PUBLICATION BY REVIEW OF OPHTHALMOLOGY

# RETINA SPECIALIST



## KEEP UP WITH CUTTING-EDGE SCIENCE IN RETINA

Retina Specialist focuses on the latest advances in the diagnosis, medical management and surgical treatment of diseases of the retina, along with practical, real-world advice from leading clinicians and other experts on managing the successful retina practice.

### Watch for issues in:

- JANUARY/FEBRUARY
- MARCH/APRIL
- MAY/JUNE
- JULY/AUGUST
- SEPTEMBER/OCTOBER
- NOVEMBER/DECEMBER

### WEBSITE

RETINA-SPECIALIST.COM



### RETINA ONLINE

Each month, Medical Editor Philip Rosenfeld, MD, PhD, and our editors provide you with this timely and easily accessible report to keep you up to date on important information affecting the care of patients with vitreoretinal disease.



### FOR INQUIRIES CONTACT

[RETINASPECIALIST@JOBSON.COM](mailto:RETINASPECIALIST@JOBSON.COM)

### ADVERTISING OPPORTUNITIES

MICHAEL HOSTER • PUBLISHER • 610-492-1028 • [MHOSTER@JOBSON.COM](mailto:MHOSTER@JOBSON.COM)

MICHELE BARRETT • 215-519-1414 • [MBARRETT@JOBSON.COM](mailto:MBARRETT@JOBSON.COM)

JONATHAN DARDINE • 610-492-1030 • [JDARDINE@JOBSON.COM](mailto:JDARDINE@JOBSON.COM)

### FOLLOW US

@RetSpecMag

RetinaSpecialistMag

# OPHTHALMIC

## Product Guide

### MEDIWORKS FIREFLY DIGITAL SLIT LAMP FROM EYEFFICIENT

- Color images and video
- Meibography
- Automatic Exposure
- Integrated Wratten Filter
- Online live demos available



Circle No. 47



www.eyefficient.com

### MEDIWORKS SLIT LAMPS FROM EYEFFICIENT

- HD Optical System
- LED Illumination
- Built in Yellow Filter
- Imaging ready
- Two styles to choose from



Circle No. 48



www.eyefficient.com

Eyefficient ▲ 800-417-8136  
www.eyefficient.com

Eyefficient ▲ 800-417-8136  
www.eyefficient.com

## LACRIMEDICS®

Punctum Plugs for Occlusion Therapy

**VisiPlug®**  
Medium-term Occlusion Therapy.

**ComfortTip®**  
Collapsible tip to ensure ease of insertion and superior retention.

**AccuFlo™**  
Specially designed to allow tears to flow through the punctal opening.

innoviamedical.com/lacrimedics

Circle No. 49



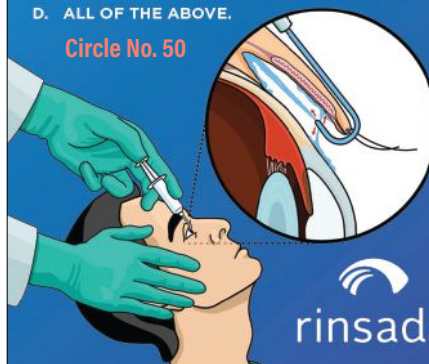
LACRIMEDICS®  
DISSOLVABLE AND  
NON-DISSOLVABLE  
LACRIMAL PLUGS



### POP QUIZ: Which of the following about rinsada is true?

- rinsada is an irrigating eyelid retractor which aims fluid at the entire ocular surface.
- rinsada reduces MMP-9 and improves symptoms after one rinse.
- rinsada is an efficient in-office procedure that adds a new source of revenue to your practice.
- ALL OF THE ABOVE.

Circle No. 50



rinsada

Learn more at  
www.rinsada.com

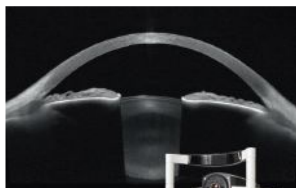
## ANTERION® Imaging App ~ Now Available in the U.S.

ANTERION is a swept-source OCT that delivers high-resolution visualization of the entire anterior segment.

Circle No. 51

**HEIDELBERG  
ENGINEERING**

ANTERION.com • 1-800-931-2230



## Heidelberg Image Quality

Transform your workflow with SPECTRALIS®, a modular imaging platform where every image is remarkably accurate and reliably repeatable.

Circle No. 52

**HEIDELBERG  
ENGINEERING**

HeidelbergEngineering.com • 1-800-931-2230



# OPHTHALMIC

## Product Guide

**PACHMATE 2**

**DGH TECHNOLOGY INC.**  
THE ULTRASOUND SPECIALIST

- Globally Recognized as the Leading Handheld Pachymeter
- Easy, Fast and Accurate
- Proven Accuracy & Reproductivity
- Customizable Settings
- Rapid Bilateral Measurements
- Durable Portability
- User Friendly




(800) 722-3883  
www.dghtechnology.com

Circle No. 53

Caring for Tomorrow's Myopes Today

OCULUS Myopia Master® with trend analysis measurement results



Circle No. 54

425-670-9977 | sales@oculususa.com | www.oculususa.com

OCULUS®

Choose over-the-counter dry eye relief with **iVIZIA®**

Up to **8 hours** of relief  
as well as improved comfort during **computer work, reading, and driving**<sup>1,\*</sup>



Visit **iVIZIA.com** for more.

**Safe for use with contact lenses!**

<sup>1</sup>In a chronic dry eye patient usage study, participants from a variety of socioeconomic backgrounds answered questions about iVIZIA. There were 203 chronic dry eye patients, ranging from ages 28-80, who used their current eye drops before switching to iVIZIA for 30 days.  
<sup>\*</sup>To limit blurriness when using contact lenses, remove contacts, apply drops, then insert contacts.

Reference: 1. Data on file. **Circle No. 55**  
Copyright ©2023 Thea Pharma Inc. | Similasan  
All Rights Reserved. | PRC-IED-1312-v1 06.2023

Serum Tears Made Simple.



- Rapid serum drop delivery
- Convenient blood draw options
- Affordable payment options
- Superior customer service



Circle No. 56

vitaltears.org | (800) 360-9592

VitalTears™

PREVENT AMD VISION LOSS WITH DIGITAL HEALTHCARE

Offer your AMD patients **easy-to-use** remote monitoring at **no cost** to your practice.

The ForeseeHome® AMD Monitoring Program is a remote monitoring service proven to help you detect wet AMD earlier, leading to better long-term visual outcomes.

FDA Cleared  
Medicare Covered




Circle No. 57

**ForeseeHOME™** BY **NOTAL VISION MONITORING CENTER**

AMD Monitoring Program

www.ForeseeHome.com/doctor

OCuSOFT®

Got Mites?

Demodex mites are a part of our environment and live on our faces. When overpopulation occurs, eyelid irritations can arise. **OCuSOFT® Lid Scrub® Oust® Eyelid Cleanser** is an extra strength cleanser with tea tree oil that effectively relieves irritation from the eyelashes, eyelids, brow, and face. It also contains a moisturizer to help soothe discomfort.



(800) 233-5469 • www.ocusoft.com

Circle No. 58