

**NEW IN 2021:
E-BLAST PRODUCT
SHOWCASE!**

OPHTHALMIC Product Guide

Special Advertising Section



Dear Doctor,

Review of Ophthalmology is pleased to offer you this preview of many exciting new products now available in the ophthalmic marketplace. Here, you'll learn about innovative new medications, diagnostic instruments, corrective lens options, in-office laboratory equipment and many other products. There are two ways to obtain more information on a particular product:

1. Go to www.reviewofophthalmology.com, click Additional Publications, Product Guide digital edition, and then follow the prompts.
2. Circle the corresponding number on the enclosed reader service card for each product of interest. Fill in your name and address, and return the postage-paid card to us. Educational materials will be sent directly to you by the individual companies.

* Also, be sure to watch for Daily Product Showcase E-blast deployments, highlighting these listings later this month.

Circle No. 1

CRACK THE CODE: RELIEVE EYE DRYNESS

Artificial Tears for Today's
Digital Device Users.

refreshbrand.com/doc |

© 2021 AbbVie. All rights reserved. All trademarks are the property of their respective owners. REF141227 01/20

HELPING HEROES SEE CLEARLY & STAY SAFE

Purchase (or lease) a BIO, choose a reward!

Circle No. 2

24-MONTH
0%
lease as low as \$128/month*

RECEIVE A
\$850
credit towards any PPE

OR

RECEIVE
10 FREE
bottles of phenylephrine
2.5%, 15mL.

Valid from 07/01/2021 to 09/30/2021

Keeler
— A world without vision loss —

Contact us for pricing & more information
800.523.5620 // 610.353.4350 // KEELERUSA.COM

A Halma company

Circle No. 3

NEARLY 20 YEARS OF BRAND EXCELLENCE

VISUAL ADVANTAGE
BY LUNOVUS

- ✓ Diverse Supplement Formulations to Meet the Needs of Every Patient
- ✓ Domestically Sourced, Pharmaceutical Grade Quality Ingredients
- ✓ Affordable Products – Subscriptions Available – Free Shipping

CONTACT US!
205-285-3875

MAXVISION **Blephadex** **EVERYDAY**
EXPRESSTEARs **EASY Drops** **CBD RELIEF**

SCANMATE FLEX

Circle No. 4

- Ophthalmic ultrasound platform that is configurable to your needs
- Improved B-Scan probe design for better reliability
- Contact and Immersion A-Scans
- UBM Capabilities with ClearScan®
- Area, angle, length measurements, and annotation tool
- Easy export to your EMR/EHR of Videos, Images, and PDF files

(800) 722-3883
www.dghtechnology.com

Requesting product information is now fast and easy! Go to www.reviewofophthalmology.com, click Additional Publications, Product Guide digital edition and follow the prompts to request product information.

OPHTHALMIC

Product Guide

iCare IC200

200 degrees of tonometry

- + Supine, elevated & seated operation
- + No corneal disruptions
- + Suitable for every patient
- + Single use probes to exceed infection control guidelines

Circle No. 5



Call 888.422.7313 or email
infousa@icare-world.com
www.icare-world.com/us

icare

iCare DRsplus

Automated TrueColor retinal imaging

- + TrueColor confocal imaging
- + Ultra high resolution
- + Fast image acquisition
- + No dilation (2.5 mm pupil size)
- + Space saving

Circle No. 6



Call 888.422.7313 or email
infousa@icare-world.com
www.icare-world.com/us

icare

iCare EIDON FA

Ultra high resolution retinal imaging

- + TrueColor
- + Autofluorescence imaging
- + Wide-field view & ultra high resolution
- + Fluorescein angiography video & imaging

Circle No. 7



Call 888.422.7313 or email
infousa@icare-world.com
www.icare-world.com/us

icare

iCare COMPASS

Fundus automated perimetry

- + Real-time retinal tracking
- + Imaging & Perimetry in one device
- + TrueColor confocal retinal imaging
- + No trial lens required
- + Significantly less variable than Standard Perimetry

Circle No. 8



Call 888.422.7313 or email
infousa@icare-world.com
www.icare-world.com/us

icare

PALMSCAN VF2000 PORTABLE VISION TESTING TECHNOLOGY

Circle No. 9

VF2000

High-quality, portable visual field testing device that can be used anywhere in the practice or off-site. Focus wheel eliminates the need for trial lenses!



G2

Seamlessly combines visual field analysis and comprehensive vision testing with upgraded internal optics and a high-definition, 4K display!



NEO

A battery of visual field and vision tests, including revolutionary eye tracking for the most accurate, repeatable results!



Get a Free Demo - Call 818-619-3418 today!

MICRO MEDICAL DEVICES

Circle No. 10

MAXI VISION[®]

Eye Vitamin & Mineral Supplement

AREDS 2 BASED FORMULAS:

- ✓ Featuring FloraGLO[®] Lutein (same brand used in AREDS 2 study)
- ✓ Proprietary Blends of Over 35 Nutrients & Antioxidants
- ✓ Highest Potency of Lutein (20mg) & Zeaxanthin (4mg) on the Market

DRY EYE VITAMINS:

- ✓ Pure, Enteric-Coated Omega-3s in Re-Esterified Triglyceride Form (rTG)
- ✓ Proprietary Ingredients Added – Turmeric Root & Mucin Complex
- ✓ Highest Potency of Molecularly Distilled EPA & DHA on the Market

A PREMIUM LINE OF SUPPLEMENTS WITH MORE... FOR LESS!



CONTACT US!
205-285-3875



EXPRESSTEARS



EASY Drops



CBD RELIEF

OPHTHALMIC

Product Guide

EFC-2600 FUNDUS CAMERA

SCAN ME



The EFC-2600 totally revolutionized the retinal image industry. Fully automatic, the operator does not need to worry about finding the retinal image through the pupil, centering, focus or about anything else. With the simple press of the start button, the EFC-2600 makes retinal imaging as simple as a child's game.

- Fully Automatic
- Mosaic
- 45-100 Degrees Visual Field
- Non-mydiatric
- Posterior and Anterior Segment

Circle No. 11

US Ophthalmic | 1.888.881.1122 | www.usophthalmic.com



EZER

ETN-1800 NON-CONTACT TONOMER

SCAN ME



With fully automated 3D eyetracking and soft air puff, patients can receive a quick IOP measurement while under total comfort. The ETN-1800 includes a user friendly touch screen for simple system operation of IOP measurement. With the device, IOP measurement can be quickly taken by touching the center of the pupil on the screen and pressing the "START" soft key. The measurement report is then printed out automatically.

Circle No. 12

US Ophthalmic | 1.888.881.1122 | www.usophthalmic.com



EZER

NEITZ NTZ-BIO-IO-A LED BINOCULAR INDIRECT OPHTHALMOSCOPE

SCAN ME



The NTZ-BIO-IO-a LED is a high-quality binocular indirect ophthalmoscope from Neitz, an established expert in medical optics for ophthalmology. Using aberration-free Japanese engineered optics and advanced LED technology, the NTZ-BIO-IO-a LED provides a crystal clear stereoscopic view of the fundus with ease.

Circle No. 13

US Ophthalmic | 1.888.881.1122 | www.usophthalmic.com

NEITZ
Made by Neitz for Your Medical Field



VISIONARE REFRACTION UNITS

SCAN ME



The Visionare refraction unit collection is a European line, fusing quality, design and comfort all in one. It features a spacious, safe and flexible design including a comfortable examination chair. The Visionare refraction units boast many features relative to other refraction units, including its customizable design.

The Visionare Units provide a world class patient experience.

Circle No. 14

US Ophthalmic | 1.888.881.1122 | www.usophthalmic.com

VISIONARE



EDR-9000 DIGITAL REFRACTOR

SCAN ME



The Ezer Digital Line - revolutionizing optical practices with intelligent digital design, powerful features, and an all-in-one diagnostic and examination package! The Ezer Digital Practice is nothing short of a revolution for optical care professionals. The Ezer digital line is the best choice for any optometrist or ophthalmologist who is looking to take their practice digital.

Ezer's enhanced line has been made affordable and accessible to you.

Circle No. 15

US Ophthalmic | 1.888.881.1122 | www.usophthalmic.com

EZER



EMERALD FAMILY SLIT LAMPS

SCAN ME



Fully made in Japan, the complete redesign of our slit lamp family will take your practice to the next level. Our new slit lamps, equipped with a high definition optical system, provide sharpened clear images through its high-transparency glass material. The new line offers a broad selection of different models with the option of Halogen to LED.

- LED
- Halogen
- Video Imaging
- Zoom

Circle No. 16

US Ophthalmic | 1.888.881.1122 | www.usophthalmic.com

EZER



OPHTHALMIC

Product Guide

Circle No. 17

Phoroptor® VRx

Digital Refraction System

A premium digital refraction experience at a safe distance.

Featuring the thinnest, most compact design, incredibly fast lens exchanges, motorized prisms, split cylinder lenses, and ultra-quiet operation, **Phoroptor® VRx** sets new standards in refraction. The ergonomic keypad features a multi-function control knob with unmatched feel and versatility, while the intuitive touch-screen interface has all the pre-programmed and programmable tests you'll need.

Phoroptor VRx provides a premium digital refraction experience at a safe distance, now from across the room or across the Internet. Phoroptor VRx is the only system that connects to all major brands of pretest devices and EMR platforms.

Designed and assembled in the USA



Circle No. 18

ClearChart® 4


Digital Acuity Systems

Pixel-perfect and purpose-built.

The family of ClearChart® Digital Acuity Systems are elegant, all-in-one, simple-to-use, and uniquely designed to meet all of your acuity testing needs with a wide selection of optotypes and other special test charts.

The ClearChart family all feature a 24 inch, high resolution, LED backlit display that are lightweight, cool running and long-lasting. The **ClearChart® 4X** Enhanced Digital Acuity System, and the **ClearChart® 4P** Polarized Digital Acuity System are now available with **LEA SYMBOLS®** and **LEA NUMBERS®**. The intuitive user interface provides the best user experience of any digital acuity chart.

Designed and assembled in the USA



Ocular Response Analyzer® G3

Corneal Hysteresis: Measure Beyond Pressure.

Provide a more confident glaucoma risk assessment and a more personalized treatment approach.

Ocular Response Analyzer® is the only device that measures Corneal Hysteresis, a superior predictor of glaucoma progression. Corneal Hysteresis has consistently shown to be a more powerful predictor of, and strongly associated with, glaucoma progression, more so than key risk factors such as IOP and CCT.

Designed and assembled in the USA



Reichert® 7CR

Non-Contact Tonometer

A better pressure measurement with Corneal Response Technology®.

In 1972, Reichert® invented the non-contact tonometer (NCT), and continues to innovate tonometry with the clinically advanced and easy-to-use **Reichert® 7CR**.

Using patented Corneal Response Technology® which takes corneal biomechanics into account, Reichert 7CR provides Corneal Compensated IOP (IOPcc), a better pressure measurement.

Designed and assembled in the USA



Circle No. 19

Tono-Pen®

Handheld Tonometers

Reichert® Tono-Pen® has been the trusted choice of clinicians for over 30 years.

Tono-Pen® helps to provide essential care while keeping your patients and staff protected. Tono-Pen AVIA® applanation tonometer now with **Quick-Tap® Measurement Mode** is ready-to-use, calibration-free, and accurate – **with more confidence in fewer measurements.**

Tono-Pen is less sensitive to corneal centration, ensuring fast and accurate IOP measurements with minimal training.

Protect your Tono-Pen and patients with genuine, FDA cleared Reichert®

Ocu-Film® + Tip Covers.

Designed and assembled in the USA



Circle No. 20

Ocu-Film® + Tip Covers

Tono-Pen® Tip Covers

Protect your Tono-Pen® Handheld Tonometer and your patients.

Genuine blue Reichert® **Ocu-Film® + Tip Covers** protect your Tono-Pen® Tonometers from dust and fluids, and help protect patients from the risk of cross contamination. Ocu-Film+ Tip Covers are single-use, sanitized, and easy-to-apply. Ocu-Film+ Tip Covers are FDA cleared and the only Reichert® approved tip covers for use with Tono-Pen Tonometers. Ocu-Film+ Tip Covers are available individually packaged in boxes of 150 or bulk packs of 600.



Circle No. 21

Circle No. 22

LEA SYMBOLS and LEA NUMBERS are registered trademarks of LEA Test, Int'l, LLC

OPHTHALMIC

Product Guide

BQ 900® LED Slit Lamp

Fully integrated imaging solution

Choose the BQ 900 LED for advanced microscopy. The BQ 900 is powered by a long-lasting LED diode that offers exceptional detail and depth of field. It is the ultimate slit lamp due to its flexible modular design. The IM 900 imaging module offers a fully integrated imaging solution with unique features and technology. Other optional accessories include Teaching Scope, Inclined Eyepieces, Yellow Filter, Stereo Variator, and Beam Splitter.



Circle No. 23

HS HAAG-STREIT
USA

800.787.5426
haag-streit-usa.com

BI 900® LED Slit Lamp

Simplified operation meets high reliability.

Equipped with an improved version of the BM 900 microscope, an enhanced illumination system and traditional high-precision mechanics, the BI 900 is the ideal successor to the BM 900. The BI 900 slit lamp combines simplicity and reliability in a modern system which offers integrated digital imaging as an option.



Circle No. 24

HS HAAG-STREIT
USA

800.787.5426
haag-streit-usa.com

Reliance FX-920®

The standard for chair design

The FX-920 sets the standard for design while retaining the core value of all Reliance products - rugged durability. All surfaces of the chair are designed to support a patient's entire weight. Ergonomic full power tilt is efficient for the practitioner and comfortable for the patient. A full complement of controls is available on both sides of the chair, while the detached dual footswitch adds flexibility.



Circle No. 25

HS HAAG-STREIT
USA

800.787.5426
haag-streit-usa.com

LENSTAR® APS Optical Biometer

Advanced biometry— better outcomes

The LENSTAR LS 900 with Automated Positioning is all you need for faster, more efficient biometry. Its easy mechanical tracking minimizes user delay and error, delivering more reliable results and a more comfortable patient experience. The dual zone keratometry with 32 measurement points provide precise K values, essential for planning toric lens implantation. With its integrated Olsen and Barrett formulas, as well as exclusive availability of the Hill-RBF Method 3.0 for IOL calculation, the LENSTAR provides the user with the best possible IOL prediction.



Circle No. 26

HS HAAG-STREIT
USA

800.787.5426
haag-streit-usa.com

CO:RE Surgical Chair

The first chair ergonomically optimized for the ophthalmic surgeon

CO:RE is the first surgical chair to consider every aspect of the ophthalmologist's experience in the surgical suite. It accommodates surgeons of all physiques with height and seat adjustability for perfect hip and leg alignment. The chair promotes better posture and comfort with both vertical and horizontal lumbar support. Ergonomically placed pedal controls allow you to effortlessly raise or lower the seat and lock into place. You'll have full range of motion – armless seat back provides support without impeding arms and elbows.



Circle No. 27

HS HAAG-STREIT
USA

800.787.5426
haag-streit-usa.com

Octopus 900®

Versatility PLUS connectivity!

The Octopus 900, with EyeSuite Progression Platform, is the most versatile perimeter available. The Octopus 900 features more options for reliable testing, including: static White/White, Blue/Yellow, Red/White, Flicker, Low Vision and computer-assisted true Goldmann Kinetic, TOP Strategy for thresholds in 2-1/2 minutes and our unique fixation control. EyeSuite, the industry's most advanced software for progression analysis, includes the first perimetric analysis to combine structure and function with real-time interactive access to all perimetric data with easy networking and free viewing stations.



Circle No. 28

HS HAAG-STREIT
USA

800.787.5426
haag-streit-usa.com

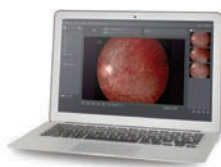
OPHTHALMIC

Product Guide

MEDIWORKS FC-161 DRAGONFLY PORTABLE FUNDUS CAMERA

Why the Dragonfly is perfect for your practice.

- High Resolution
- Non-mydratic
- 9 Fixation Targets
- Smart Touch Operation
- Real-time Uploading



Circle No. 29

Eyeefficient ▲ 800-417-8136
www.eyefficient.com

MEDIWORKS FIREFLY DIGITAL SLIT LAMP FROM EYEFFICIENT

- Color images and video
- Meibography
- Automatic Exposure
- Integrated Wratten Filter
- Online live demos available



Circle No. 30

Eyeefficient ▲ 800-417-8136
www.eyefficient.com


MEDIWORKS SLIT LAMPS FROM EYEFFICIENT

- HD Optical System
- LED Illumination
- Built in Yellow Filter
- Imaging ready
- Two styles to choose from



Circle No. 31

Eyeefficient ▲ 800-417-8136
www.eyefficient.com



THE RICK BAY FOUNDATION

for Excellence in Eyecare Education

www.rickbayfoundation.org

Support the Education of Future Healthcare & Eyecare Professionals

Scholarships are awarded to advance the education of students in both **Optometry** and **Ophthalmology**, and are chosen by their school based on qualities that embody Rick's commitment to the profession, including integrity, compassion, partnership and dedication to the greater good.

Interested in being a partner with us?

Visit www.rickbayfoundation.org

(Contributions are tax-deductible in accordance with section 170 of the Internal Revenue Code.)



THE RICK BAY FOUNDATION
for Excellence in Eyecare Education

(The Rick Bay Foundation for Excellence in Eyecare Education is a nonprofit, tax-exempt organization under section 501(c)(3) of the Internal Revenue Code.)

OPHTHALMIC

Product Guide

VISION-R 700™ REFRACTION SYSTEM

> Accelerate refraction without compromising on accuracy

- Innovative technology with the exclusive optical module
- Adjust the cylinder and axis simultaneously while compensating for the sphere
- Automated Smart programs and algorithms to guide the ECP
- Silent and smooth lens changes enhance the patient experience



CONSOLE



CHART SCREEN: CS POLA 600



phone: 855.393.4647
email: info@essilorinstrumentsusa.com
www.EssilorInstrumentsUSA.com

Circle No. 32



WAM 800 WAVEFRONT ABERROMETER

> Fully-automatic for complete anterior chamber analysis and visual need assessment

- Fast, effective, and space-saving
- 7 detailed tests in 90 seconds; both eyes
- Glaucoma screening and monitoring, keratoconus detection, and cataract screening
- Performance evaluation with eye strain and near-vision assessment and vision simulation



phone: 855.393.4647
email: info@essilorinstrumentsusa.com
www.EssilorInstrumentsUSA.com

Circle No. 33



AKR 750 AUTO KERATO-REFRACTOMETER

> Fast, accurate and fully automatic : an ideal solution for delegating patient measurement

- One-touch button measuring process for both eyes
- Ultra-precise measurement for even small diameter pupils
- Auto and manual measurement modes available
- Wide range of measures including peripheral keratometry with eccentricity
- Large 7.5" tilting screen for easy operation
- Automatic data transfer to APH 550



Unique "scanning window" with smooth and silent movement to create comfortable and stress-free exam atmosphere



phone: 855.393.4647
email: info@essilorinstrumentsusa.com
www.EssilorInstrumentsUSA.com

Circle No. 34



OCT 500 ADVANCED ROBOTIC OCT

> Optical coherence tomography with integrated fundus imaging

- Superb OCT technology ready for delegation
- Fully-automatic operation with follow-up scan function
- True-color fundus photography
- Extended range of analysis function for the pupil and the macula
- Compact and space-saving design



phone: 855.393.4647
email: info@essilorinstrumentsusa.com
www.EssilorInstrumentsUSA.com

Circle No. 35



CORNEA 550 CORNEAL TOPOGRAPHER

> Specially designed for contact lens fitting and dry eye analysis

- High-resolution color camera
- Wide array of graphic representations
- Advanced qualitative and quantitative tear film assessment
- Dynamic and static capture pupillometry
- Independent screen to facilitate the sharing of results
- Newly-enhanced AnaEyes software to provide one graphical summary report



phone: 855.393.4647
email: info@essilorinstrumentsusa.com
www.EssilorInstrumentsUSA.com

Circle No. 36



RETINA 800 FUNDUS CAMERA

> Streamline retinal screening in your practice

- Fully-automatic retinal image capture allowing for easy screening and detection of retinal pathologies
- Fast and space-saving design
- Excellent image quality at your fingertips: clear and true-color 2.5mm pupil size capability; 90-degree mosaic imaging made easy
- Delegation-ready tablet-driven user interface: intuitive and direct connection with DICOM server



phone: 855.393.4647
email: info@essilorinstrumentsusa.com
www.EssilorInstrumentsUSA.com

Circle No. 37



OPHTHALMIC

Product Guide

ALADDIN-M

BIOMETER + CORNEAL TOPOGRAPHER

The efficient, affordable and easy way to measure and monitor axial length.

- Axial length and refractive error trend reports
- Contact lens fitting software
- Corneal topography with aberration maps and white-to-white measurement



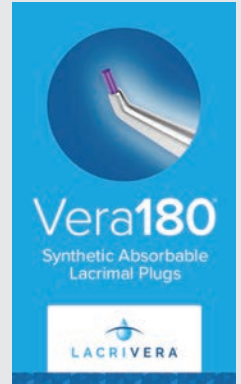
Contact (800) 223-1130
topconhealthcare.com/aladdin-m

TOPCON Healthcare
SEEING EYE HEALTH DIFFERENTLY

Circle No. 38

LACRIVERA'S VERA180™ - OFFERS TEMPORARY OCCLUSION LASTING APPROXIMATELY 6 MONTHS!

Vera180™ synthetic absorbable lacrimal plugs provide extended temporary occlusion lasting approximately 6 months. The Vera180 plugs are made of poly-p-dioxanone (PDO) and are supplied sterile in single pair and ten pair boxes (20 plugs). Available sizes are 0.2mm, 0.3mm, 0.4mm and 0.5mm. For more information on Lacrivera's Dry Eye Line, visit [Lacrivera's Dry Eye Line](http://Lacrivera.com), visit Lacrivera.com. Lacrivera is a division of Stephen Instruments.



Circle No. 39

LACRIVERA ▲ 855-857-0518
www.Lacrivera.com

CHRONOS

AUTOMATED BINOCULAR REFRACTION SYSTEM

It's time to make refractions faster.

- Combines autorefraction, keratometry and subjective refraction in a single device
- Takes up less than 4 ft. of space
- SightPilot® guided refraction software can be easily operated by a trained technician



Contact (800) 223-1130
topconhealthcare.com/chronos

TOPCON Healthcare
SEEING EYE HEALTH DIFFERENTLY

Circle No. 40

INTRODUCING

PICTOR Prestige

Circle No. 41



Image Anyone. Anywhere.

- Powerful **small pupil capability** allows imaging through pupils - 3 mm
- Get a **full day of imaging** on just one charge
- **Onboard Image Quality Analysis** ensures you never retake an image
- Lifetime access to the Prestige Studio offers functionality such as **filters, montaging, and report generation**
- Qualify for incentives like ADA IRS **Tax credit** and Section 179 Deduction
- New Special Pricing: \$ 7595



(800) 345-8655 | volk@volk.com | volk.com

MAESTRO2

ROBOTIC OCT + FUNDUS CAMERA

Affordable and Easy-to-Use OCT

- Single touch automated capture
- 12x9mm 3D wide scan captures macula and optic disc and includes the *Hood Report for Glaucoma*
- Space saving design fits into any practice setting



Contact (800) 223-1130
topconhealthcare.com/OCT

TOPCON Healthcare
SEEING EYE HEALTH DIFFERENTLY

Circle No. 42

UPGRADE YOUR HFA AND SAVE UP TO \$10,000!

Circle No. 43



Perimetry Redefined.

Optopol PTS 2000

Top of the line Automated Projection Perimeter



The NEW Standard of Perimetry

Visit optopolusa.com for more information or for a quick virtual demo

OPHTHALMIC

Product Guide

optomap®
Single-capture UWF Retinal Imaging...

optomap color optomap af optomap fa optomap irg

...from a safe distance

optomap® high resolution, ultra-widefield images help you see and document the retina with no face-to-face interaction.

Nikon Circle No. 44 **optos®**
optos.com

MARKET LEADING INDIRECTS

Circle No. 45

Vantage Plus

All Ppupil II

- Interchangeable LED or xenon illumination
- Lightweight Slimline lithium polymer battery
- Wide range of filters & apertures
- Exclusive to Vantage Plus:
 - Intelligent Optics
 - HiMag™ lens: additional 1.6x magnification allows for superb stereoscopic images

Keeler Contact us for pricing & more information
— A world without vision loss — 800.523.5620 // 610.353.4350 // KEELERUSA.COM A Halma company

An easy 3-step approach to overall eye wellness

Circle No. 46

Lid hygiene is easier now than ever before with the **Bruder Hygienic Eyelid Care Kit** featuring the #1 recommended Bruder Moist Heat Eye Compress and lid hygiene products.

Bruder | Better. By Design.

Want to know more? Watch our video at www.bruder.com/rpg2 or call 888-827-8337

THE BEST OF BOTH WORLDS

Circle No. 47

— **AccuPen®** — **PachPen®** —

- Portable handheld tonometer
- Micro strain gauge provides precise IOP measurements with minimal calibration needed
- Portable handheld pachymeter
- 65 MHz sampling rate ensures precise measurements
- Digital signal analysis eliminates the need for calibration and only measures when properly aligned

Keeler Contact us for pricing & more information
— A world without vision loss — 800.523.5620 // 610.353.4350 // KEELERUSA.COM A Halma company

PACHMATE 2

TECHNOLOGY INC. **DGH** THE ULTRASOUND SPECIALIST

- Globally Recognized as the Leading Handheld Pachymeter
- Easy, Fast and Accurate
- Proven Accuracy & Reproducibility
- Customizable Settings
- Rapid Bilateral Measurements
- Durable Portability
- User Friendly

Circle No. 48

(800) 722-3883
www.dghtechnology.com

EASY-TO-USE PLATFORM

— **4SIGHT®** —

- Combines A-Scan®, UBM®, B-Scan®, and Pachymeter® into one platform
- Easy data transfer between modalities, including DICOMSM, for higher patient throughput
- Unsurpassed accuracy and image quality

Circle No. 49

Keeler Contact us for pricing & more information
— A world without vision loss — 800.523.5620 // 610.353.4350 // KEELERUSA.COM A Halma company



High Points of
OPHTHALMOLOGY

WHAT YOU MAY HAVE MISSED

SEPTEMBER 24–25, 2021



HYBRID EVENT

PROGRAM CHAIR



Mark H. Blecher, MD
Chief Medical Editor
Review of Ophthalmology
Wills Eye Hospital
Philadelphia, PA

Accreditation Statement

In support of improving patient care, this activity has been planned and implemented by the Postgraduate Institute for Medicine and Review Education Group. Postgraduate Institute for Medicine is jointly accredited by the Accreditation Council for Continuing Medical Education (ACCME), the Accreditation Council for Pharmacy Education (ACPE), and the American Nurses Credentialing Center (ANCC), to provide continuing education for the healthcare team.



JOINTLY ACCREDITED PROVIDER
INTERPROFESSIONAL CONTINUING EDUCATION

For Physicians

The Postgraduate Institute for Medicine designates this live activity for a maximum of 6.0 **AMA PRA Category 1 Credits™**. Physicians should claim only the credit commensurate with the extent of their participation in the activity.

***Earn up to 6 Complimentary CME Credits**

For more information visit:

www.ReviewEdu.com/HighPoints

e-mail: ReviewMeetings@MedscapeLIVE.com

OPHTHALMIC

Product Guide

ZEISS DIGITAL FITTING AND CONSULTATION

ZEISS VISUFIT 1000

- 3D centration quickly and precisely, nine cameras with 45 million points of reference.
- Fixation target for vergence control.
- Pupil center or reflex targeting.



Circle No.50

Carl Zeiss Vision Inc. ▲ 1-800-358-8258
www.zeiss.com/equipment

ZEISS PRE-TEST SUITE

Provides reliable measurements for profound consultation and a high-level of patient care.

- Wavefront aberrometer/topographer
- Autorefractor/keratometer
- Non contact tonometer
- Hand held retinal camera
- Wavefront lensmeter



Circle No.51

Carl Zeiss Vision Inc. ▲ 1-800-358-8258
www.zeiss.com/equipment

"SAFE EYEGGLASS DISINFECTION IN 40 SECONDS"

- CES Innovation Award 2021 Honoree
- 6 - 10 frames each cycle
- No liquids, chemicals, smells or disposable waste
- Kills up to 99.5% of common viruses and bacteria on the surface of eyeglasses.*
- Compact: only 12" Wide x 12" High x 20" Deep and 18lbs.



*Independent laboratory tests show effectiveness of 99.995% against adeno virus, 99.68% against influenza viruses, 99.47% against Escherichia coli.

Circle No. 52

Carl Zeiss Vision Inc. ▲ 1-866-596-5467
www.zeiss.com/UVClean

ZEISS EXAM LANES

Offer complete solutions for subjective refraction and world class optics

- Refractors – digital and manual
- Acuity systems
- Chairs and stands
- Slit Lamps – tower and integrated
- Tonometers



Circle No. 53

Carl Zeiss Vision Inc. ▲ 1-800-358-8258
www.zeiss.com/equipment

HUVITZ 9000 SYSTEM

Reliable auto measurements, all wirelessly connected.

Elevate patient experience by upgrading to highly accurate digital subjective and objective refraction, with convenient, flexible display of detailed results. Full compatibility with all EMR systems.

HRK-9000A Auto Refractor/ Keratometer

All-in-one objective refraction plus standardized subjective refraction

HDR-9000 Digital Refractor

Performs convenient 21-point exam package and advanced, customizable refraction

HLM-9000 Auto Lensmeter

Features wavefront technology and automatic lens recognition



Circle No. 54

Coburn Technologies, Inc. ▲ (800) 262-8761
www.CoburnTechnologies.com

SK-950C VISUAL FIELD ANALYZER

Comprehensive, automated perimetry technology.

Fast, easy, reliable testing and reporting. A comprehensive monitoring system with accurate detection and full compliance with standard optical design.

Features:

- Brightness measuring and auto calibration
- Standard brightness control
- Eye playback
- 3D fixation monitoring
- Gaze tracking
- Trial lens frame with infrared projection point
- SWAP to check for early glaucoma
- Kinetic test
- Head tracking
- Esterman monocular 150



Circle No. 55

Coburn Technologies, Inc. ▲ (800) 262-8761
www.CoburnTechnologies.com

OPHTHALMIC

Product Guide

Circle No. 56



Refresh[®] CONCIERGE

EXCLUSIVE ACCESS TO ALL THINGS REFRESH[®].

 REFRESH[®] SAMPLES
  PATIENT COUPONS
  PRODUCT EDUCATION
  REFRESH[®] DIRECT ECOMMERCE

Call us at **833-REF-SMPL** 7:30 a.m.–7 p.m. CT, M–F

© 2021 AbbVie. All rights reserved. All trademarks are the property of their respective owners. REF138377 07/20



UV Cube



Disinfect frames in 3 minutes and optimize your day-to-day workflow. **Circle No. 57**



Visit www.oculus-onlineshop.com for **\$100 off!**
(For US Customers Only)



Circle No. 58

CHANGE THE FUTURE OF AMD CARE




LEARN HOW ▶



DEXYCU[®]

(dexamethasone intraocular suspension) 9%
Circle No. 59

Order DEXYCU today.


NDC Code: 71879-001-01
Unique Permanent J-Code: J1095

Learn more at DEXYCU.com



US-DEX-1900279 12/2019

FORESEEHOME AMD MONITORING PROGRAM



AMD standard of care is not enough. Many studies show that early diagnosis with good VA is essential to preserve functional vision (20/40 or better) with treatment. However, real-world data shows that **ONLY 34%** of patients are diagnosed with functional vision at treatment initiation. The ForeseeHome[®] AMD Monitoring Program is a home-based monitoring program that supports the earlier detection of wet AMD in intermediate dry AMD patients to help preserve their long-term vision.

Circle No. 60

ForeseeHOME[™] BY NOTAL VISION[™]
AMD Monitoring Program

Notal Vision | (855) 600 3112
www.ForeseeHome.com/HCP

OPTOMED AURORA[®] IQ

Handheld fundus camera



- Auto-focus and auto-exposure make operating easy with minimal training required.
- New high contrast optical design for state-of-the-art, digital image capture.
- 50 degrees field of view with non-mydratic operation.
- Cloud connectivity to optional AI service.
- Disposable Optomed E-Safe eye cups now available.

Circle No. 61

www.optomed.com/us | (844) 474-4481 | info.us@optomed.com